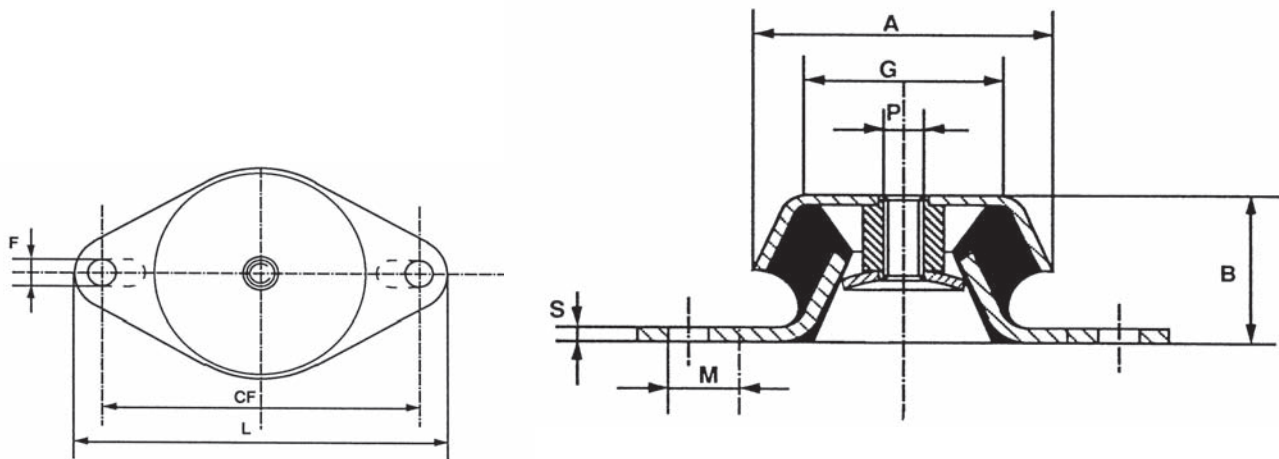


Captive Transit Mounts

Captive Transit Mounts are designed with an integral overload stop which controls the movement of equipment during transit and provides a fully failsafe arrangement, suitable for both Mobile & Static Applications.

A universal mounting, popular in a wide range of applications. Cost Effective, High Performing & Easy to Install. The rubber is used in shear compression providing optimum performance and offers vibration reduction of upto 95%. The metal top cap provides protection from contaminants such as Oil & Fuel. Load Rating 20Kg to 4000Kg.

Applications include:- Diesel Engines, Generator Sets, Pumps, Compressors, Vehicles, and Marine Engines, Construction Plant.


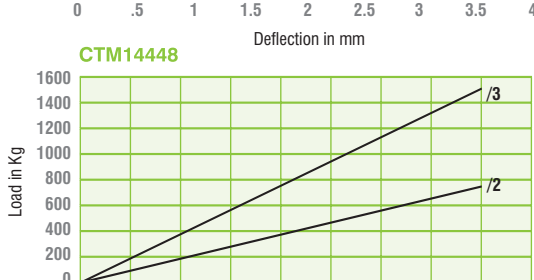
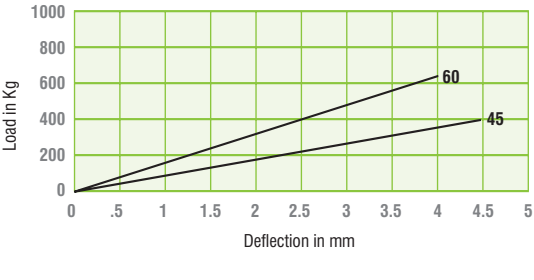
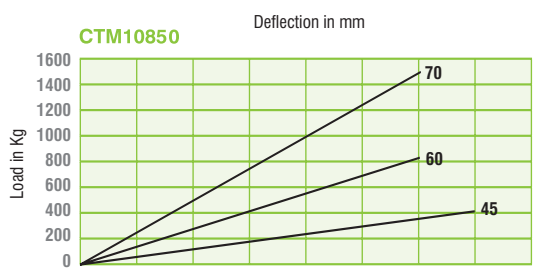
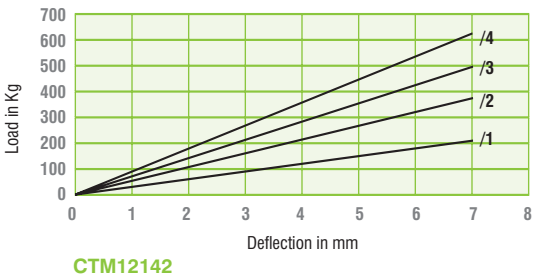
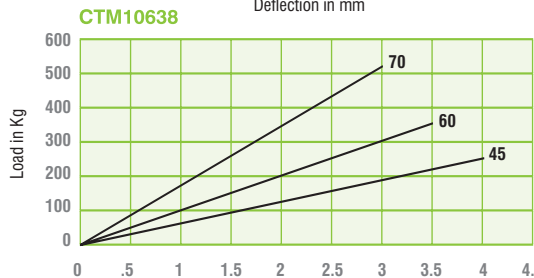
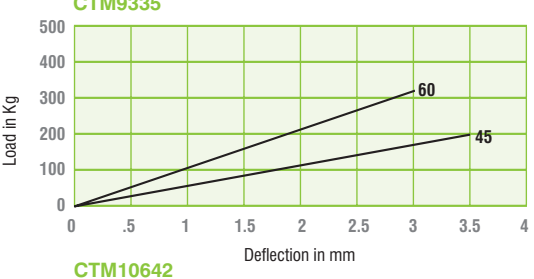
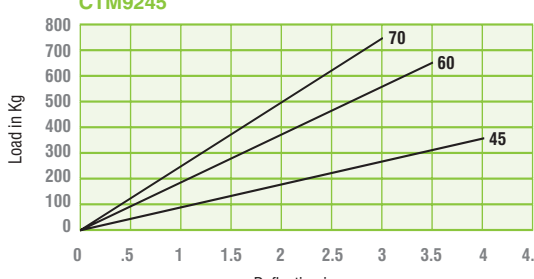
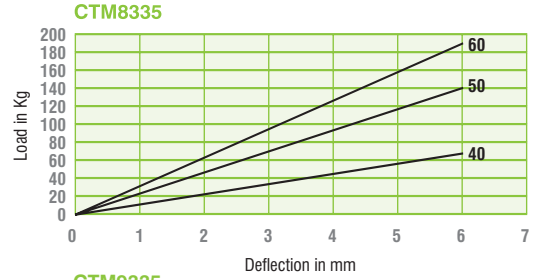
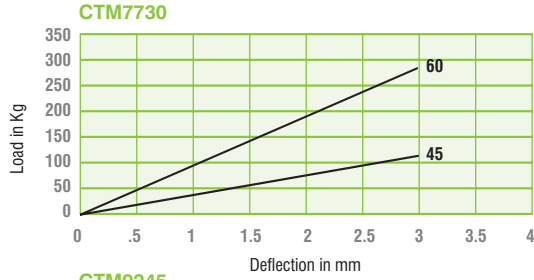
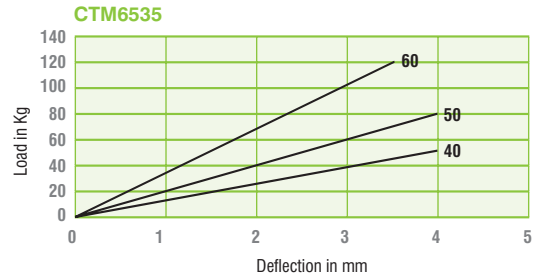
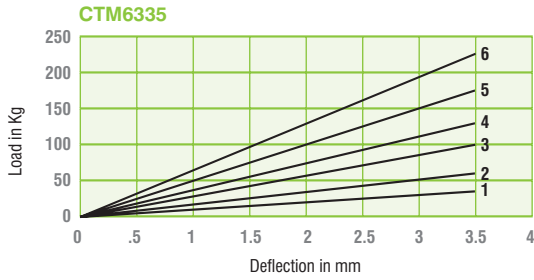


| PART | A | B | P | F x M | CF | G | L | S | REF. |
|----------|-----|----|-----------|------------------|-----------|-----|-----|-----|------|
| CTM6335 | 63 | 35 | M10 / M12 | 9 x 14 | 76 - 90 | 50 | 110 | 2.5 | |
| CTM6535 | 65 | 35 | M12 | 15 x 11 | 100 | 45 | 120 | 3.0 | |
| CTM7730 | 77 | 30 | M10 / M12 | 9 \emptyset | 108 - 110 | 60 | 135 | 3.0 | |
| CTM8335 | 83 | 35 | M10 / M12 | 11 \emptyset | 108 - 110 | 65 | 135 | 3.0 | |
| CTM9245 | 92 | 45 | M12 | 10.5 \emptyset | 110 | 73 | 128 | 3.0 | |
| CTM9335 | 93 | 35 | M10 / M12 | 10 \emptyset | 122 - 124 | 70 | 144 | 2.5 | |
| CTM10638 | 106 | 38 | M12 / M16 | 12.5 x 19 | 138-146 | 80 | 171 | 3.0 | |
| CTM10642 | 106 | 42 | M12 / M16 | 12.5 x 19 | 138-146 | 80 | 171 | 3.0 | |
| CTM10850 | 108 | 50 | M16 | 16.5 \emptyset | 160 | 83 | 190 | 5.0 | |
| CTM12142 | 121 | 42 | M12 / M16 | 13.5 \emptyset | 156 - 158 | 92 | 190 | 3.3 | |
| CTM14448 | 155 | 48 | M16 | 14 x 11 | 176-188 | 120 | 216 | 4.0 | |
| CTM14453 | 155 | 53 | M16 | 14 x 11 | 176-188 | 120 | 216 | 4.0 | |

DATA SHEET CTM1 2011. Max compression load in Kg deflection in mm.

This information is for guidance only. Customers are recommended to contact us for further technical information on products and applications. We reserve the right to alter specifications or withdraw products without notice.

Captive Transit Mounts



DATA SHEET CTM2 2011. Max compression load in Kg deflection in mm.

This information is for guidance only. Customers are recommended to contact us for further technical information on products and applications. We reserve the right to alter specifications or withdraw products without notice.